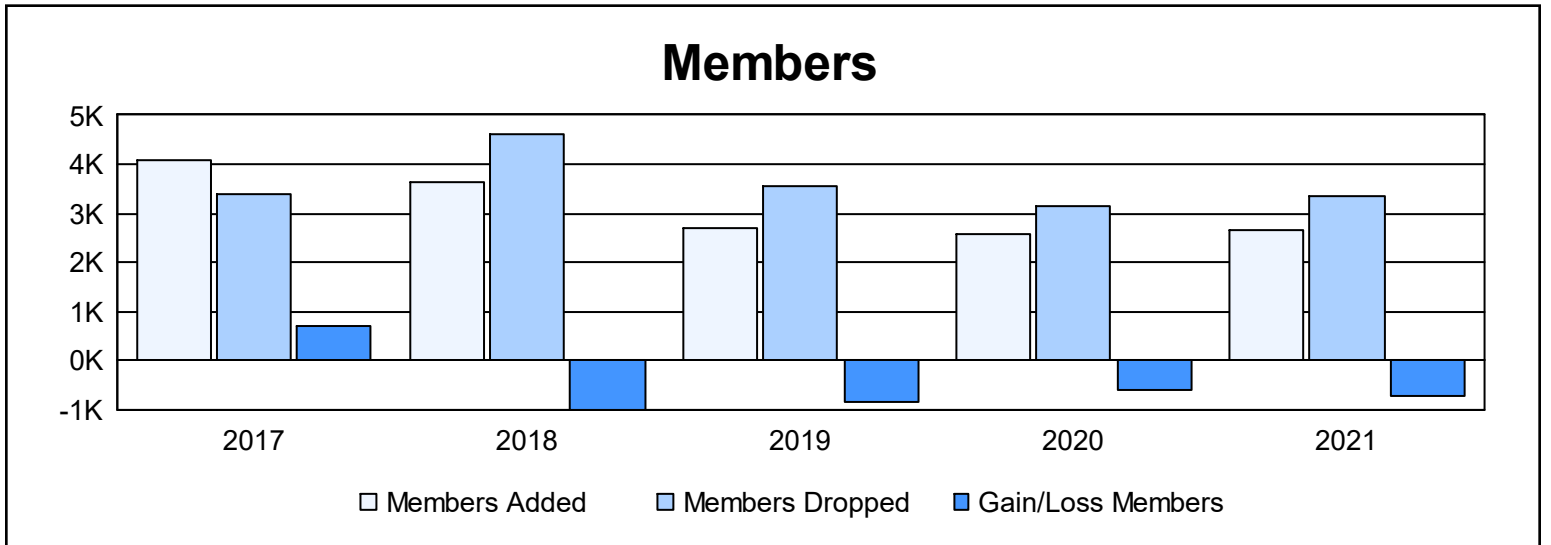
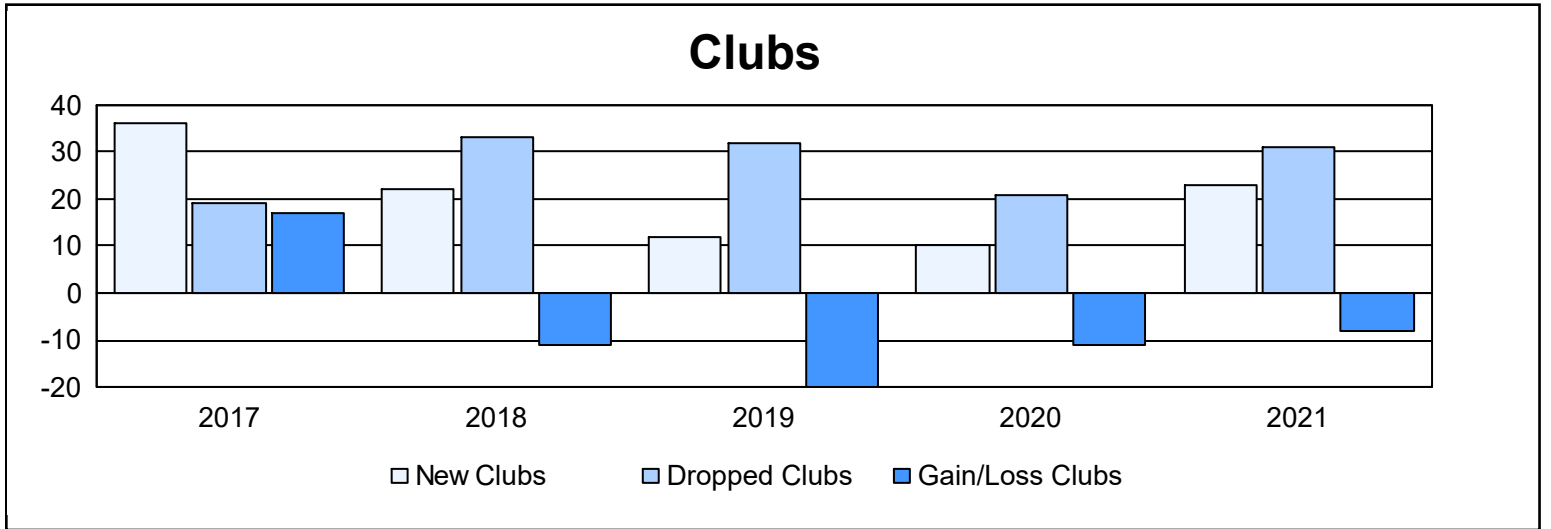
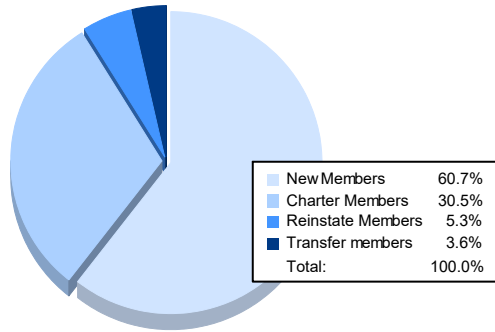


| Year           | New Clubs | Dropped Clubs | Gain/ Loss Clubs | New Members  | Charter Members | Reinstate Members | Transfer Members | Total Member Added | Total Members Dropped | Gain/ Loss Members |
|----------------|-----------|---------------|------------------|--------------|-----------------|-------------------|------------------|--------------------|-----------------------|--------------------|
| 2016-2017      | 36        | 19            | 17               | 2,569        | 1,172           | 197               | 133              | 4,071              | 3,386                 | 685                |
| 2017-2018      | 22        | 33            | -11              | 2,542        | 687             | 224               | 170              | 3,623              | 4,610                 | -987               |
| 2018-2019      | 12        | 32            | -20              | 2,026        | 373             | 188               | 109              | 2,696              | 3,541                 | -845               |
| 2019-2020      | 10        | 21            | -11              | 1,886        | 390             | 150               | 135              | 2,561              | 3,156                 | -595               |
| 2020-2021      | 23        | 31            | -8               | 1,606        | 808             | 139               | 94               | 2,647              | 3,363                 | -716               |
| <b>Average</b> | <b>21</b> | <b>27</b>     | <b>-7</b>        | <b>2,126</b> | <b>686</b>      | <b>180</b>        | <b>128</b>       | <b>3,120</b>       | <b>3,611</b>          | <b>-492</b>        |



### Membership Composition June 2021 Cumulative



### Gender Composition June 2021 Cumulative

